



## INDEX

ONYX GREEN	P.4
CALACATTA PAONAZZO	P.8
BRECHE VENDOME	P.16
COLLEMANDINA	P.22
AGATA BLU	P.28
ONICE AZZURRO	P.32
CAMOUFLAGE	P.38
ZEBRINO	P.46
CALACATTA EXTRA WHITE	P.52
BRECCIA CAPRAIA	P.62
PAONAZZETTO	P.72
STATUARIO EXTRA WHITE	P.78
UNICO GREY	P.86
GOLDEN BLACK	P.92
ARABESCATO OROBICO BROWN	P.98
GOLDEN LIGHTING	P.104

# LO STUDIO DEL BELLO

L'eleganza classica del marmo trova in Aesthetica una nuova veste che, partendo da modelli di riferimento apparentemente più comuni, si caratterizza per colorazioni e grafismi assolutamente inediti.

In Aesthetica, the classic elegance of marble finds a new look that stands out by enhancing seemingly common reference models with unprecedented and highly innovative shades.



**LAFENZA**  
TILE WITH STYLE


# AESTHETICA

Un classicismo rivisitato che sui tradizionali fondi in bianco, beige, grigio e nero, fa irrompere sulla superficie degli accostamenti di colore sorprendenti, affascinanti, inusuali e di grande impatto scenico.

Per il 2024 LaFaenza, sempre attenta alle principali tendenze in fatto di gusto e di decorazioni di interni, decide di continuare l'esplorazione nei confronti dei marmi e di aggiungere nuove colorazioni, e lo fa a modo suo, con soluzioni fortemente caratterizzate, dallo stile sofisticato.

This restyled classicism combines traditional white, beige, grey and black backgrounds with fascinating and surprising blasts of surface colour to create unusual, high impact effects.

For 2024, LaFaenza, always with a sharp eye on the key trends in taste and interior design, decided to continue exploring the comparisons of marble and adding new colour proposals, and it does so in its own way, with solutions strongly characterised by a sophisticated style.



- Onyx Green
- Calacatta Paonazzo
- Breche Vendome
- Collemandina
- Agata Blu
- Zebrino
- Onice Azzurro
- Calacatta Extra White
- Camouflage
- Paonazetto
- Breccia Capraia
- Statuario Extra White
- Unico Grey
- Golden Black
- Arabescato Orobico Brown
- Golden Lighting



AESTHETICA

# ONYX GREEN

*Gioco di trasparenze*  
*A play of transparencies*

AE OXG6 278 LPM



AE OXG6 278 LP  
AE OXG6 120 LPM





AESTHETICA

CALACATTA  
PAONAZZO

*Bellezza sussurrata*

*Whispered beauty*

AE PAZ6 278 LP



AE PAZ6 278 LP  
VIS6 278PH RM  
YKSG6 2012B RM



AE PAZ6 278 LP  
YKSG6 2012B RM



VIS6 278BC RM  
AE PAZ6 120 LPM







AE PAZ6 278 LP  
BLANCO6 120A RM



AESTHETICA

BRECHE  
VENDOME

*Tavolozza composita*  
*Compositional palette*

AE VEN6 278 LP



AE VEN6 278 LP  
MAXX16 12AG RM



VIS6 278PB RM  
AE VEN6 278 LPM  
AE VEN6 120 LPM





AESTHETICA

COLLEMANDINA

*Estetica sublime*  
*Sublime aesthetics*


AE COL6278 LPM



AE COL6 278 LPM  
MAXXIG 120G RM



VIS6 278PB RM  
AE COL6 120 LPM



AE COL6 278 LP  
YAKISUGI62012RM



AESTHETICA

# AGATA BLU

*Forte personalità espressiva*  
*Strong expressive personality*

AE AGA6278 LP





AE AGA6 278 LP  
MAJO6 BLU120LP



AE AGA6 278 LPM  
MAJO6 BLU278 LP  
ALGAR6 120DG RM



AESTHETICA

ONICE  
AZZURRO

-  
*Bellezza Tropicale*  
*Tropical Beauty*

AE AZZ6 278 LPM



AE AZZ6 120 RM  
CAELUM6 278LP  
FLOS6 278LP



AE AZZ6 120 RM  
AE AZZ6 278 LP



FLOS6 278LP



AESTHETICA

# CAMOUFLAGE

*Atmosfera sofisticata*  
*Sophisticated atmosphere*

AE CAM6 278 LP



AE CAM6 278 LP  
VIS6 278W RM  
VIS6 120W RM



AE CAM6 278 LPM  
LOIRA6 90A LPM



AE CAM6 120 LPM



AE CAM6 278 LPM  
LOIRA 90A AS RM  
LOIRA6 90A LPM





AESTHETICA

---

# ZEBRINO

*Morbide venature parallele*

*Soft parallel veins*

---

AE ZEB6 120 LPM



MAJ06 BIA278 LP  
AE ZEB6 120 LPM



ALGAR6 120DG RM  
AE ZEB6 278 LPM



AE ZEB6 12 LP  
ALGAR6 120G RM



AESTHETICA

CALACATTA  
EXTRA WHITE

*Ode alla Bellezza*  
*Ode to Beauty*

AECAL6278LP





AE CAL6 120 RM



AE CAL6 278 LP





AE CAL6 120 RM



AE CAL6 120 LP - AE CAL6 278 LP





AESTHETICA

BRECCIA  
CAPRAIA

-

*Grafica Inconfondibile*

*Unique Graphic*

AE CAP6 120 LP



AE CAP6 120 LP  
AE CAP6 278 LPM



AE CAP6 120 LP



AE CAP6 120 LP  
AE CAP6 278 LPM



AE CAP6 120 RM  
AE GOL6 278 LP



AE CAP6 120 RM  
AE GOL6 278 LP



AE CAP6 120 RM



AESTHETICA

# PAONAZZETTO

*Armonia di Sfumature*  
*Harmony of Shades*

AE PA06 120 LP





AE PA06 120 LP



AE PA06 120 LP





AESTHETICA

STATUARIO  
EXTRA WHITE

-  
*Bianco Assoluto*  
*Absolute white*

AEEXT6278 LPM



AE EXT6 120 LP  
BOTANICAL6 12LP  
DAMA6 2015HY RM



AE EXT6 278 LP  
DAMA6 2015HY RM



BOTANICAL6 12LP



AE EXT6 120 LP  
AE EXT6 278 LP



AE EXT6 120 LP  
AE EXT6 278 LP



AESTHETICA

# UNICO GREY

*Fascino e Profondità*  
*Charm and Depth*

AE UNI6 120 LP





AE UNI6 120 LP - AE UNI6 278 LP



AE UNI6 120 LP



AESTHETICA

GOLDEN  
BLACK

*La ricchezza delle sfumature*  
*The richness of the nuances*

AEGOL6278LP





AE GOL6 120 LP  
AE CAP6 278 LP



AE GOL6 120 LP  
AE GOL6 278 LP



AE GOL6 120 LP  
AE CAP6 278 LP



AESTHETICA

ARABESCATO  
OROBICO BROWN

*Emozione Vibrante*

*Vibrant Emotion*

AE ORO6'120 LP





AE ORO6 120 LP



AE ORO6 120 LP - AE ORO6 278 LP



AESTHETICA

GOLDEN  
LIGHTING

-

*Meraviglia Inedita*

*Original Wonder*

AE VER6 278 LPM



AE VER6 120 RM  
VIRIDIS6 278LP  
ARBOR6 278LP







AE VER6 120 RM  
AE VER6 278 LP







AE VER6 278 LP  
DAMA6 2015NO RM



AESTHETICA

OXG	code	info
	AE OXG6 278 LPM 191512	LPM + 6,5
120x278 - 48"x110"	AE OXG6 278 LP 191986	LP +
	AE OXG6 120 LPM 191516	LPM + 6,5
120x120 - 48"x48"	AE OXG6 120 LP 191991	LP +
	AE OXG6 12 LPM 191520	LPM + 6,5
60x120 - 24"x48"	AE OXG6 12 LP 192006	LP +
	MK.AE OXG6 LP_M 194534	LPM + LP + 6,5








AESTHETICA

PAZ	code	info
	AE PAZ6 278 LPM 191513	LPM + 6,5
120x278 - 48"x110"	AE PAZ6 278 LP 191987	LP +
	AE PAZ6 120 LPM 191517	LPM + 6,5
120x120 - 48"x48"	AE PAZ6 120 LP 191992	LP +
	AE PAZ6 12 LPM 191521	LPM + 6,5
60x120 - 24"x48"	AE PAZ6 12 LP 192007	LP +
	MK.AE PAZ6 LP_M 194535	LPM + LP + 6,5




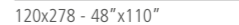



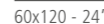

AESTHETICA



VEN	code	info
	AE VEN6 278 LPM 191514	LPM +
	6,5	
	AE VEN6 278 LP 191988	LP ++
120x278 - 48"x110"		
	AE VEN6 120 LPM 191518	LPM +
	6,5	
	AE VEN6 120 LP 191993	LP ++
120x120 - 48"x48"		
	AE VEN6 12 LPM 191522	LPM +
	6,5	
	AE VEN6 12 LP 192008	LP ++
60x120 - 24"x48"		
	MK.AE VEN6 LP_M 194536	LPM + LP ++
30x30 - 12"x12"	6,5	





AESTHETICA



COL	code	info
	AE COL6 278 LPM 191510	LPM +
	6,5	
	AE COL6 278 LP 191974	LP ++
120x278 - 48"x110"		
	AE COL6 120 LPM 191515	LPM +
	6,5	
	AE COL6 120 LP 191990	LP ++
120x120 - 48"x48"		
	AE COL6 12 LPM 191519	LPM +
	6,5	
	AE COL6 12 LP 192005	LP ++
60x120 - 24"x48"		
	MK.AE COL6 LP_M 194533	LPM + LP ++
30x30 - 12"x12"	6,5	

# AESTHETICA







AGA	code	info
	AE AGA6 278 LPM 188013	LPM +
	AE AGA6 278 LP 188001	LP ++
6,5		
120x278 - 48"x110"		
	AE AGA6 120 LPM 187299	LPM +
	AE AGA6 120 LP 187302	LP ++
6,5		
120x120 - 48"x48"		
	AE AGA6 12 LPM 187300	LPM +
	AE AGA6 12 LP 187303	LP ++
6,5		
60x120 - 24"x48"		
	MK AE AGA6 LP_M 188852	LPM + LP ++
6,5		
30x30 - 12"x12" T144		



# AESTHETICA







AZZ	code	info
	AE AZZ6 278 LPM 191510	LPM +
	AE AZZ6 278 LP 191974	LP ++
6,5		
120x278 - 48"x110"		
	AE AZZ6 120 LPM 191515	LPM +
	AE AZZ6 120 LP 191990	LP ++
6,5		
120x120 - 48"x48"		
	AE AZZ6 12 RM 191519	N ●
	AE AZZ6 12 LPM 192005	LPM +
	AE AZZ6 12 LP 192005	LP ++
6,5		
60x120 - 24"x48"		
	MK. AE AZZ6 30 183219	N ●
	MK. AE AZZ6 LP_M 183235	LPM + LP ++
6,5		
30x30 - 12"x12" T144		







AESTHETICA



CAM	code	info
 120x278 - 48"x110"	AE CAM6 278 LPM 188015	LPM + 6,5
	AE CAM6 278 LP 188004	LP ++
 120x120 - 48"x48"	AE CAM6 120 LPM 186897	LPM + 6,5
	AE CAM6 120 LP 186904	LP ++
 60x120 - 24"x48"	AE CAM6 12 LPM 186899	LPM + 6,5
	AE CAM6 12 LP 186907	LP ++
 30x30 - 12"x12" T144	MK AE CAM6 LP_M 188850	LPM + LP ++ 6,5
















AESTHETICA



ZEB	code	info
 120x278 - 48"x110"	AE ZEB6 278 LPM 188020	LPM + 6,5
	AE ZEB6 278 LP 188012	LP ++
 120x120 - 48"x48"	AE ZEB6 120 LPM 186898	LPM + 6,5
	AE ZEB6 120 LP 186906	LP ++
 60x120 - 24"x48"	AE ZEB6 12 LPM 186900	LPM + 6,5
	AE ZEB6 12 LP 186909	LP ++
 30x30 - 12"x12" T144	MK AE ZEB6 LP_M 188851	LPM + LP ++ 6,5




























# AESTHETICA

CAL code  info

	AE CAL6 278 LP 188003	6,5	 
120x278 - 48"x110"			
	AE CAL6 120 RM 179393	6,5	 
120x120 - 48"x48"			
	AE CAL6 12 RM 179397	6,5	 
60x120 - 24"x48"			
	AE CAL6 12 LP 179385		 
	MK.AE CAL6 30 180521	6,5	 
30x30 - 12"x12" T144			

# AESTHETICA







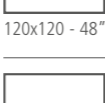


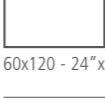






CAP code  info

	AE CAP6 278 LPM 188016	6,5	 
120x278 - 48"x110"			
	AE CAP6 278 LP 188005		 
120x120 - 48"x48"			
	AE CAP6 120 RM 182607	6,5	 
120x120 - 48"x48"			
	AE CAP6 120 LP 182574		 
60x120 - 24"x48"			
	AE CAP6 12 RM 182612	6,5	 
60x120 - 24"x48"			
	AE CAP6 12 LPM 183216	6,5	 
60x120 - 24"x48"			
	AE CAP6 12 LP 182579		 
60x120 - 24"x48"			
	MK. AE CAP6 30 183221	6,5	 
30x30 - 12"x12" T144			
	MK. AE CAP6 LP_M 183237		 
30x30 - 12"x12" T144			









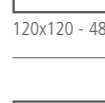




















AESTHETICA

PAO code  info

	AE PAO6 278 LP 188009	6,5	 
120x278 - 48"x110"			
	AE PAO6 120 RM 179392	6,5	 
120x120 - 48"x48"			
	AE PAO6 120 LP 179380		 
120x120 - 48"x48"			
	AE PAO6 12 RM 179396	6,5	 
60x120 - 24"x48"			
	AE PAO6 12 LP 179384		
60x120 - 24"x48"			
	MK.AE PAO6 30 180520	6,5	 
30x30 - 12"x12" T144			

AESTHETICA







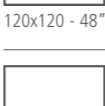


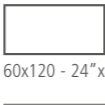








EXT code  info

	AE EXT6 278 LPM 188017	6,5	 
120x278 - 48"x110"			
	AE EXT6 278 LP 188006		 
120x120 - 48"x48"			
	AE EXT6 120 RM 182606	6,5	 
120x120 - 48"x48"			
	AE EXT6 120 LP 182573		 
120x120 - 48"x48"			
	AE EXT6 12 RM 182611	6,5	 
60x120 - 24"x48"			
	AE EXT6 12 LPM 183215	6,5	 
60x120 - 24"x48"			
	AE EXT6 12 LP 182578		 
60x120 - 24"x48"			
	MK. AE EXT6 30 183220	6,5	 
30x30 - 12"x12" T144			
	MK. AE EXT6 LP_M 183236		 
30x30 - 12"x12" T144			



# AESTHETICA




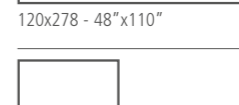





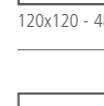


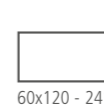
















UNI	code	✕ info
	AE UNI6 278 LP 188010	6,5  
120x278 - 48"x110"		
	AE UNI6 120 RM 179390	 
120x120 - 48"x48"		
	AE UNI6 120 LP 179374	 
120x120 - 48"x48"		
	AE UNI6 12 RM 179394	 
60x120 - 24"x48"		
	AE UNI6 12 LP 179382	 
60x120 - 24"x48"		
	MK.AE UNI6 30 180518	6,5  
30x30 - 12"x12" T144		



# AESTHETICA


















GOL	code	✕ info
	AE GOL6 278 LPM 188018	 
120x278 - 48"x110"		
	AE GOL6 278 LP 188007	6,5  
120x278 - 48"x110"		
	AE GOL6 120 RM 182609	 
120x120 - 48"x48"		
	AE GOL6 120 LP 182576	 
120x120 - 48"x48"		
	AE GOL6 12 RM 182614	 
60x120 - 24"x48"		
	AE GOL6 12 LPM 183218	6,5  
60x120 - 24"x48"		
	AE GOL6 12 LP 182581	 
60x120 - 24"x48"		
	MK. AE GOL6 30 183223	 
30x30 - 12"x12" T144		
	MK. AE GOL6 LP_M 183239	6,5  
30x30 - 12"x12" T144		



AESTHETICA






























ORO	code	✕ info
	AE ORO6 278 LP 188008	6,5  
120x278 - 48"x110"		
	AE ORO6 120 RM 179391	 
120x120 - 48"x48"		
	AE ORO6 12 RM 179395	 
60x120 - 24"x48"		
	AE ORO6 12 LP 179383	 
30x30 - 12"x12" T144		
	MK.AE ORO6 30 180519	6,5  
30x30 - 12"x12" T144		



AESTHETICA






VER	code	✕ info
	AE VER6 278 LPM 188019	 
120x278 - 48"x110"		
	AE VER6 278 LP 188011	6,5  
120x120 - 48"x48"		
	AE VER6 120 RM 182608	 
120x120 - 48"x48"		
	AE VER6 120 LP 182575	 
60x120 - 24"x48"		
	AE VER6 12 RM 182613	 
60x120 - 24"x48"		
	AE VER6 12 LPM 183217	6,5  
60x120 - 24"x48"		
	AE VER6 12 LP 182580	 
60x120 - 24"x48"		
	MK. AE VER6 30 183222	 
30x30 - 12"x12" T144		
	MK. AE VER6 LP_M 183238	6,5  
30x30 - 12"x12" T144		







BOTANICAL code  info

 BOTANICAL6 12LP  
183205 6,5  

60x120 - 24"x48"



189700  
JUNGLE6 278LP  
120x278 - 48"x110"





189697  
ARBOR6 278LP  
120x278 - 48"x110"



189701  
VIRIDIS6 278LP  
120x278 - 48"x110"



189699  
FLOS6 278LP  
120x278 - 48"x110"



189698  
CAELUM6 278LP  
120x278 - 48"x110"



## AESTHETICA

GRES PORCELLANATO COLORATO IN MASSA - COLOR BODY PORCELAIN TILE

## AESTHETICA

GRES PORCELLANATO COLORATO IN MASSA - COLOR BODY PORCELAIN TILE

6x120 2.4"x48"							<b>OXG</b>	<b>PAZ</b>	<b>VEN</b>	<b>COL</b>
							AE OXG6BT120LPM 194526	AE PAZ6BT120LPM 194527	AE VEN6BT120LPM 194528	AE COL6BT120LPM 194525

6x120  
2.4"x48"



**OXG PAZ VEN COL**

AE OXG6BT120LPM  
194526

AE PAZ6BT120LPM  
194527

AE VEN6BT120LPM  
194528

AE COL6BT120LPM  
194525

AE OXG6 BT120LP  
194530

AE PAZ6 BT120LP  
194531

AE VEN6 BT120LP  
194532

AE COL6 BT120LP  
194529

### CARATTERISTICHE TECNICHE SPECIFICHE - TECHNICAL FEATURES SPECIFICATIONS

	DIN EN 16165 Annex B / DIN 51130 (R)	DIN EN 16165 Annex A / DIN 51097 (A+B+C)	B.C.R. DM 14/6/89 N. 236		PENDULUM BS EN16165 Annex C / BS7976 (INGLESE)	PENDULUM AS/NZS 4856 (AUSTRALIANO)	PENDULUM UNE 41901 / 12633 (SPAGNOLO)	BOT 3000 (DCOF) ANSI 326.3 (AMERICANO)
			c.a.	g.b.				
<b>AESTHETICA RM</b>	<b>R9</b>	<b>A</b>	<b>&gt;0,4</b>	<b>&gt;0,4</b>	<b>&gt;25</b>	<b>P2</b>	<b>1</b>	<b>&gt;0,42</b>

6x120 2.4"x48"							<b>CAM</b>	<b>AGA</b>	<b>ZEB</b>
							AE CAM6BT120LPM 188853	AE AGA6BT120LPM 188855	AE ZEB6BT120LPM 188854

6x120 2.4"x48"							<b>AZZ</b>	<b>CAL</b>	<b>CAP</b>	<b>PAO</b>
							AE AZZ6 BT120 183224	AE CAL6 BT120 180513	AE CAP6 BT120 183226	AE PAO6 BT120 180512

6x120 2.4"x48"							<b>EXT</b>	<b>UNI</b>	<b>GOL</b>	<b>ORO</b>	<b>VER</b>
							AE EXT6 BT120 183225	AE ORO6 BT120 180510	AE GOL6 BT120 183228	AE ORO6 BT120 180511	AE VER6 BT120 183227



**CAM AGA ZEB**

AE CAM6BT120LPM  
188853

AE AGA6BT120LPM  
188855

AE ZEB6BT120LPM  
188854

AE CAM6 BT120LP  
188856

AE AGA6 BT120LP  
188858

AE ZEB6 BT120LP  
188857



**AZZ CAL CAP PAO**

AE AZZ6 BT120  
183224

AE CAL6 BT120  
180513

AE CAP6 BT120  
183226

AE PAO6 BT120  
180512

AE AZZ6 BT120 LP  
183240

AE CAL6 BT120LP  
180517

AE CAP6 BT120LP  
183242

AE PAO6 BT120LP  
180516



**EXT UNI GOL ORO VER**

AE EXT6 BT120  
183225

AE ORO6 BT120  
180510

AE GOL6 BT120  
183228

AE ORO6 BT120  
180511

AE VER6 BT120  
183227

AE EXT6 BT120LP  
183241

AE ORO6 BT120LP  
180514

AE GOL6 BT120LP  
183244

AE ORO6 BT120LP  
180515











AE VER6 BT120LP  
183243

### IMBALLI - PACKING

FORMATO NOMINALE NOMINAL SIZE	SPESSORE THICKNESS	SCATOLA BOX			PALLET			
		PZ/PCS	MQ/SM	KG	BOX/BOXES	MQ/SM	KG	
60x120 - 24"x48"	rectified	6,5	4	2,88	46,56	16	46,08	764,91
120x120 - 48"x48"	rectified	6,5	2	2,88	46,49	30	86,40	1414,82
120x278 - 48"x110"	rectified	6,5	1	3,336	53,00	20	66,72	1080,00
30x30 MOSAICO - 12"x12"	rectified	6,5	6	0,54	7,48	72	38,88	558,42

## Caratteristiche Tecniche Gres Porcellanato Technical Specifications Porcelain Stoneware

UNI EN 14411 (ISO 13006) - Bla (appendice/appendix G)

CARATTERISTICA Specification	METODO DI PROVA Test methods	REQUISITI PREVISTI DALLA NORMA Requirements in accordance to the standards	VALORE MEDIO IMOLA IMOLA average value
 DIMENSIONI E ASPETTO DIMENSIONS AND APPEARANCE	ISO 10545-2	PROSPETTO G.1 PROSPECT G.1	CONFORME COMPLIANT
 ASSORBIMENTO D'ACQUA WATER ABSORPTION	ISO 10545-3	≤ 0,5%	< 0,1%
 RESISTENZA A FLESSIONE FLEXURAL RESISTANCE		min. 35 N/mm <sup>2</sup>	> 45 N/mm <sup>2</sup>
 SFORZO DI ROTTURA MODULUS OF RUPTURE	ISO 10545-4	SPESSORE / THICKNESS ≥ 7,5 mm: min. 1300 N	6,5 mm 1800 N*
		SPESSORE* THICKNESS*	10 mm* 3000 N*
		SPESSORE / THICKNESS < 7,5 mm: min. 700 N	20 mm* 13000 N*
 RESISTENZA ALL'ABRASIONE PROFONDA DEEP ABRASION RESISTANCE	ISO 10545-6	≤ 175 mm <sup>3</sup>	< 140 mm <sup>3</sup>
 COEFFICIENTE DILATAZIONE TERMICA LINEARE (α) LINEAR EXPANSION THERMIC COEFFICIENT	ISO 10545-8	METODO DISPONIBILE AVAILABLE ON REQUEST	≤ 7x10 <sup>-6</sup> °C <sup>-1</sup>
 RESISTENZA AGLI SBALZI TERMICI RESISTANCE TO SUDDEN TEMPERATURE CHANGES	ISO 10545-9	METODO DISPONIBILE AVAILABLE ON REQUEST	RESISTE RESISTANT
 RESISTENZA AL GELO FROST RESISTANCE	ISO 10545-12	RICHIESTA ALWAYS TESTED	RESISTE RESISTANT
 PRODOTTI CHIMICI AD USO DOMESTICO ED ADDITIVI PER PISCINA HOUSEHOLD CHEMICALS AND SWIMMING POOL WATER CLEANSERS		min. B	min. B
ACIDI ED ALCALI A BASSA CONCENTRAZIONE ACIDS AND LOW CONCENTRATION ALKALIS	ISO 10545-13	DA LA, LB A LC FROM LA, LB TO LC / DE LA, LB A LC	DA LA, LB A LC FROM LA, LB TO LC / DE LA, LB A LC
ACIDI ED ALCALI AD ALTA CONCENTRAZIONE ACIDS AND HIGH CONCENTRATION ALKALIS		METODO DISPONIBILE AVAILABLE ON REQUEST	METODO DISPONIBILE AVAILABLE ON REQUEST
 RESISTENZA ALLE MACCHIE UGL STAIN RESISTANCE UGL		METODO DISPONIBILE AVAILABLE ON REQUEST	METODO DISPONIBILE AVAILABLE ON REQUEST
RESISTENZA ALLE MACCHIE GL STAIN RESISTANCE GL	ISO 10545-14	min. 3	min. 3

\*VALORI RIFERITI AL FORMATO 60X60 / VALUES REFERRED TO 60X60 SIZE

### INDICAZIONI D'USO INDICATIONS FOR USE

-  PAVIMENTO FLOOR TILES
-  RIVESTIMENTO WALL TILES

### DESTINAZIONI D'USO SUGGESTED APPLICATIONS

-  ABITAZIONI DOMESTIC PURPOSES
-  COMMERCIALE LEGGERO TILES FOR LIGHT COMMERCIAL
-  COMMERCIALE RETAIL

### FINITURA FINISH

-  NATURALE NATURAL
-  \*LAPPATO POLISHED
-  \*LAPPATO MATT HONED

### ASPETTO SUPERFICIALE FINISH

-  OPACO MATT
-  SATINATO SATIN
-  LUCIDO GLOSSY

### BORDO EDGE

-  RETTIFICATO MONOCALIBRO MONOCALIBER, RECTIFIED

### STONALIZZAZIONE SHADE VARIATION

V2

### CARATTERISTICHE DI VENDITA SALES CHARACTERISTICS

-  Prodotto venduto al pezzo. Product sold per item

Tutti i nostri prodotti, sia al mq che al pezzo, sono venduti unicamente a scatola completa.  
All our products are sold only in complete boxes, whether the unit of measure is per item or per square metre.

\* Le superfici con finitura lappata sono consigliate per qualsiasi tipo di rivestimento e per pavimenti residenziali o per superfici calpestabili che non hanno un diretto collegamento con l'esterno o che hanno accessi protetti da appositi stuoi. / Surfaces with a honed polished finish are recommended for any kind of wall tile, residential floor or floor that are not directly connected with the outdoors or whose entrances are protected by mats.

